



Marvellous Me



PING








- It is a personalised one-way communications tool to use in school with the children and share great news to engage parents and carers.
- You will not be able to message back but can Hi5.
- Delivers emotionally engaging news to parents about their child's learning, happiness and progress.
- Used as a whole-school system with tools to keep communication fair and consistent.

Marvellous Me



The below Badges have been set up to reinforce our values and awards.

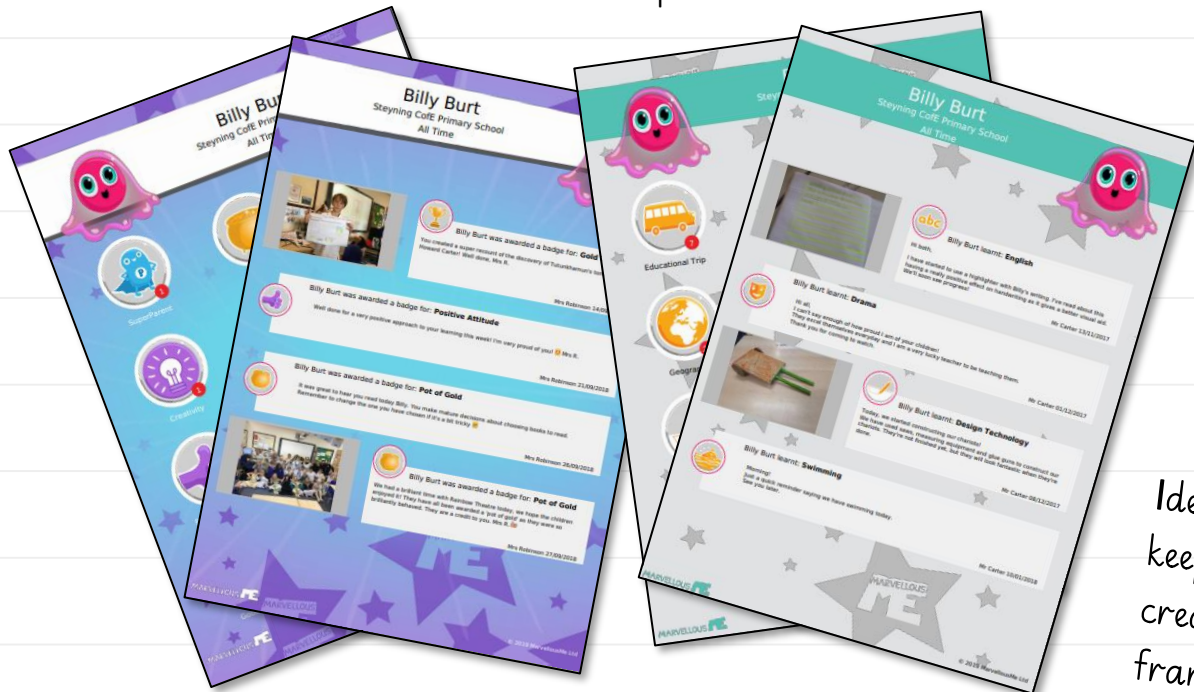
 Attendance - Bronze	 Attendance - Gold	 Attendance - Silver	 Citizenship	 Headteacher Award	 Leadership
 Resilience	 Respect	 Responsibility	 Sports Star	 Staff Shout Out	 TA Shout Out



Memory Book

Entries are date stamped.

Record of your child's learning and achievements.



Will include any photos, posts attached.

Ideal as end of year keepsake but can be created for any time frame.

Marvellous Me



Sending general notices and reminders

Send general messages and reminders from the classroom e.g. fairy-tale Forrest book reminders, details of school trips.



Phonics

SUPERSONIC Phonic Friends

1

Children will take part in weekly phonic lessons.

2


Firstly, Your child will learn about Environmental Sounds, Instrumental sounds and Body percussion.

3

Then we will do rhyme and alliterations.

4

Finally, we will introduce voice and letter sounds



Fairy Tale Forrest



1

Reading for Pleasure

2

On Friday books will come home


3

On Wednesday books come back to school






Supporting with Reading at Home




Supporting with Fairy-tale Forest Books

- Read through the whole story the first time without stopping too much. Let the story weave its own magic.
- Read with enjoyment. If you're not enjoying it, your child won't.
- Read favourite stories over and over again.
- Talk about the pictures and link it to family experiences.





Homework



1

Half-Termly Homework Grids

Children will receive this grid at the beginning of each half term.

2

Reading at Home



Nursery Homework

- Please complete 4 tasks to win a sticker!



Sing your favourite nursery rhyme.	When on a walk, count how many busses you can see.	Draw a picture of yourself.	Walk around your local area and discuss what you can hear.
Identify numbers on the doors in your street.	Have a race of your choice with a family member.	Make sounds like an animal and get your adult to guess what it is?	Collect different coloured leaves and make a picture.
Bake a spooky treat for Halloween.	Read your favourite book.	Can you make a tower taller than you?	Sprinkle flour on a table and make firework patterns.
Go on a nature walk to see what you can find.	Can you use scissors to snip paper and create a collage of different colours.	Try food that you have not tasted before.	Talk about the weather and what you need to wear that day.

PE

PE – Monday

Plain white T-shirt

Black or Navy shorts/tracksuit bottoms


Trainers

Children will come to school
in their PE kit.



No Jewellery allowed.
Ear studs should be removed.

Nature School



1

Weekly sessions in our Nature Garden- this will take place on Wednesday morning



2

Why do we do it?

Giving children the opportunity to explore the outdoors.


Experience and learn valuable skills they may not be exposed to within a classroom.

Mental health values.

3

In your child's peg bag please provide wellies and a waterproof coat as we do attend in all weathers

Other Messages



We would like to remind you that we are a nut free school, so please do not include nuts, or any traces of nuts, in packed lunches.

Banana's are not to be brought into school as a snack or in packed lunches due to allergies within the unit.

If you would like your child to receive milk in school, you must sign up at this address: www.coolmilk.com

