


# Backworth Park Primary School



# Reception Parents' Information Booklet 2025 - 2026

# Welcome to Backworth Park Primary

Beginning school is a major event in the life of a four year old and it won't be long before your child will be starting with us at Backworth Park Primary School. There will be lots of new things to learn and of course you will want to ensure that your child is well prepared for this important event. We aim to make it a happy and memorable experience. We hope that this booklet will provide some useful information that will help your child settle quickly into school.



## General Information:

Our contact details are:

Backworth Park Primary School,  
Hotspur North,  
Backworth,  
Newcastle upon Tyne,  
NE27 0FZ.

**Telephone:** 0191 815 8000

**Email:** [office@backworthparkprimary.org.uk](mailto:office@backworthparkprimary.org.uk)

**School Website:** [www.backworthpark.com](http://www.backworthpark.com)

**Head Teacher:** Miss L Welsh

**Deputy Head Teacher:** Ms L ElSaghier

**Early Years Lead:** Mrs C Padden

**Co-Chair of Governors:** Mr D Simpson & Mrs J Williams

If you need access to the school during the school day, please use the intercom at the front entrance and a member of staff will be pleased to assist you.

## Parking

Due to safeguarding reasons, parking is not allowed on school premises at drop off and collection times. When parking outside of the school, we ask parents to be mindful of the local residents and to use the public parking bays on Hotspur North. Please do not block residents' driveways. The Pavillion Pub have kindly offered parents and carers the use of their car park during these times and it is a very short walk from there to school.



## Parents as Partners:

We recognise the importance of parents and carers in a child's developing stages. As parents, you are your child's first educators and we greatly value any input, opinions and information you can share with us about your child's learning and progress.

To facilitate this, all Reception children will have a Marvellous Me account, where we will share whole class and individual learning linked to our topics as well as showing off all our achievements in school.

We provide many other opportunities for parents and carers to take an active part in their child's education.

These include:

- WOW Living Streets: get active together and win badges as you come to school on your bike/scooter
- Open day events where parents are welcomed to join in with our sessions.
- Educational visits.
- Sports events.
- Regular newsletters (Sign up to parent mail!)
- School website.
- School Instagram account: @backworthparkprimaryschool.
- Marvellous Me
- Boom Reader (Online Reading Diary)

Most importantly, our family ethos is central to our school and as such, we operate an 'Open-Door Policy' where parents and carers are actively encouraged to meet with staff to discuss any concerns at the earliest opportunity. Phone calls and emails to the school office are most welcome where if you are unable to speak to your child's teacher straight away you can leave a message and we will try to get back to you as soon as we can. Alternatively, you are more than welcome to make an appointment.



Please inform the school of any **medical conditions, allergies** or **toileting** needs your child may have before September.

This information is essential to ensure the health, safety and well-being of all children, and will allow staff to provide appropriate care and support from the very first day.


Please contact school as soon as possible with any relevant details.



## The School Day


This is a suggested timetable for September 2025 in Reception and is subject to change.

Our PE days are yet to be confirmed and parents will be notified which days these are in the Autumn term. In Reception we are leaders in our learning and as such we follow our interests which takes our learning to new and exciting places including spur of the moment play/ theme days and possible trips which means sometimes we will change the timetable.



- 8:45 - Registration and Gross Motor Activity
- 9:15 - Literacy/Maths Carpet Time
- 9:30 - Adult Led Tasks/ Continuous Provision.
- 10:30 - Break and Snack Time
- 10:45 - Adult Led Tasks/ Continuous Provision.
- 11:30 - RWI Phonics Session.
- 12:00 - Lunch Time.
- 1:00 - Topic Carpet Time
- 1:20 - Adult Led Tasks/Continuous Provision.
- 2:30 - Fine Motor Activity
- 3:00 - Story
- 3:15 - Home Time





## The School Day

### Morning Procedures:

Reception have their own entrance via the early years yard to access their classroom both at the beginning and end of each day.

### Collecting your child:

At the end of the school day we ask for you to wait outside the reception outdoor area to collect your child.

It is vital that you inform us if someone different is collecting your child and that the person has the appropriate password. If we are unsure they will remain at school until we contact you.



## School Dinners

A copy of the menu is available on the school website. All children in Reception are entitled to free school meals, which includes a sandwich option.



## Milk and Fruit




Every child under the age of 5 qualifies for free school milk.


Please use the following website to register your child for milk.

[www.coolmilk.com](http://www.coolmilk.com)

Once children reach their fifth birthday you will need to register again and pay for their milk.

Children are offered a piece of fresh fruit or vegetable and a carton of milk every day.





## Learning in the Foundation Stage



Early years is where the excitement begins! The children engage in a play based curriculum which captures their interests and challenges their understanding through interactive, stimulating and carefully planned for experiences.

We pride ourselves on being an exciting and engaging place to be; encouraging our children to be independent learners through a range of practical activities.

We follow a thematic curriculum which allows us to be creative with our sessions and let the children lead their own learning.

As our Foundation Stage children enter the classroom they learn primarily through a variety of play based and real-life experiences. Our teaching is delivered through carefully planned tasks and guided key jobs.

The children access their environment freely; however they understand they must complete weekly challenges throughout the week challenging the children to apply their knowledge in context and extend learning. Their learning is tracked through detailed observations and high quality interactions.

You will see some of our learning on Marvellous Me.



## Early Learning Goals

Within 'Development Matters' there are 3 prime areas of learning and 4 specific areas. This framework provides the basis of how we structure the setting, the activities and opportunities we provide; as well as how we assess your child's development. For each of these areas your child will have an 'Early Learning Goal' to work towards.



### Prime Areas:

- Communication and Language
- Personal, Social and Emotional development
- Physical development

### Specific Areas:

- Literacy
- Mathematics
- Understanding of the World
- Expressive arts and Design

### Characteristics of Effective Learning:

- Playing and exploring
- Active Learning
- Creating and thinking critically



Characteristics of effective learning underpin the ethos of the early years.

### Assessment:


Assessment plays an important part in helping the school to recognise children's progress, understand their needs, plan activities, and assess the need for support.

In line with statutory requirements, the school will undertake a summative assessment of each child's development at certain stages.

These are:

- Reception Baseline Assessment – a short assessment which is taken within the first six weeks of a child starting Reception.
- The EYFS Profile – a comprehensive assessment completed at the end of the EYFS to provide a well-rounded picture of a child's knowledge, understanding and abilities, attainment against the early learning goals (ELGs), and their readiness for Year 1.

Ongoing formative assessments will be used to assess the day-to-day learning and development of children in the EYFS. Practitioners will interact and observe children to understand their interests and learning needs and will use this information to inform practice and provision for each child.



## Clothes to Wear for School: PLEASE NAME EVERYTHING!

As a school, we are preparing children for the future world of work, part of which is how to present yourself well in different situations. In addition, we expect children to take great pride in their school and therefore, the expectation is that all children will wear school uniform. It is not necessary to have the school logo but children must wear a white shirt or polo shirt under a royal blue cardigan or sweatshirt. Trousers or skirts should be black or grey. Footwear must be black.

### Uniform List

- Plain white polo shirt
- Royal blue sweatshirt/cardigan
- Black or Grey school trousers/skirt/pinafore (not tracksuit bottoms or leggings)
- Black school shoes (not trainers)
- No large hair accessories
- No hair colouring/sculpting or shavings
- School bag/rucksack or royal blue book bag with logo

### PE KIT— Children will come to school dressed in their PE kit.

#### Indoor kit

Plain white T-shirt  
Black or Navy shorts  
Plimsoles or trainers

#### Outdoor kit

Plain white T-shirt  
Black or Navy shorts/tracksuit bottoms  
Trainers

### Suppliers

Jumpers embroidered with the school logo can be purchased from:

#### Tots to Teams

Kingston Park, Newcastle 0191 271 5454  
totstoteams.com

Or

#### BF Uniforms

West Moor, Newcastle

[www.border-embroideries.co.uk/search/backworth](http://www.border-embroideries.co.uk/search/backworth)

As our learning environment is both indoors and outdoors, we ask that you make sure your child is equipped for these areas at all times of the year. Please ensure their clothing is practical and suitable for all the seasonal changes. Waterproof jackets and winter clothing for cold weather; sun hat and protective clothing in the summer months. We ask that sun cream is applied before the children get to school so that they are ready for the day.

Water bottles filled with **water only**.

## Things to bring to school


- Suitable coats— nothing too special as it is likely to get sandy, muddy or wet.
- Spare underwear— if you know your child is likely to need them regularly.
- Hats, scarves, gloves (named)
- Sun hats (named)
- Water bottle (named)
- Book bags or backpacks daily, with books.
- Peg bag—Please leave a bag with wellies on their peg as we will be taking part in Backworth Park's Nature School weekly. This will stay on their peg for the full half term.



## Helping prepare your child for school

Our aim in Early Years is to support the children to become confident, independent learners. Our motto is:

# Teach me to do it myself!



In preparation for school, here are some things you can do with your child to help them develop the basic skills on the road towards their Early Learning Goals.

### Speaking

- Speak clearly and confidently.
- Model using the right words and set an example.
- Speak in full sentences.
- Use clear, simple directions for tasks and behaviours.
- Engage in discussions with your child and allow them the time to speak without being interrupted.
- Ask for their opinions.
- Tell them about your day and ask about theirs.

### Listening

- Show your child how to be a good listener by listening to them and others.
- Be patient— allow children to finish sentences in their own time, but similarly expect them to wait for you to finish your sentence.
- Give them full attention when they are speaking, showing them eye contact and good body language.
- Respond to what they are saying by asking questions or ask about their opinions.
- Listen to your child read.

### Number Skills

- Count daily with your child.
- Count objects, actions, numbers and a range of objects.
- Identify numbers wherever you go — a neighbour's house number or the number on the bus.
- Help children putting numbers in order.
- Let children help with the tidying and sorting.
- Identify shapes around the home.
- Use fingers to represent a number.



## Helping Prepare your Child for School:

### Writing

- Encourage your child to mark make without feeling pressured...anything goes!
- Mark make using lots of different materials and tools such as sticks in the mud, writing in salt/sugar/flour/glitter; squeeze bottles with water; pens, markers, crayons, chalk.
- Let children write their name on all their pictures/ cards etc even if it looks like a scribble it's a good start!
- Promote holding the pencil with the correct pencil grip.



### Behaviour

- Agree clear and realistic rules— and stick to them.
- Clear boundaries all children to know what is expected of them.
- Encourage your child to always say 'please' and 'thank you'.
- Support the school rules: kind hands, kind feet, kind hearts.
- Should you need any support we can create home-school reward systems together.

### Organisation

- A good nights sleep sets you up for a busy school day!
- LABEL EVERYTHING!
- Help your child to remember their book bag (with reading book when applicable) and water bottle every day.
- Let your child take hold of their own things on the way to school— they will know where to put bottles, bags and coats.
- Lay your child's clothes out in the correct order each morning so they can dress themselves— this is a really important skill to master!
- Practise putting coats on/off and zipping them up independently.
- Practise putting shoes on the correct feet! It can be tricky!
- Children are expected to toilet themselves once they begin Reception. Staff are always nearby if help is required although we will also ask children to have a go first.

### Extend their learning:

- Link your child's learning to family activities— we will give you ideas for each topic.
- Explore the world around us...museums, parks, beaches, wildlife reserves, woods etc. Talk about what you can see, hear, feel, smell etc encouraging your child to ask questions.
- Develop understanding through discussion, take time to explain. Build vocabulary learning about new things/ objects/ places.